







Wall Charger 2 Socketed Datasheet

The perfect complement for electric vehicle charging at home, workplace or for fleet service operators

Powered by

MONTA.



-  5 models available
-  Quick and easy installation, with UK based technical support
-  3 year warranty & fully compliant with UK EV regulations
-  Compatible with all electric and hybrid plug-in vehicles

- Models with Wi-Fi/LAN, Wi-Fi/LAN/4G, Wi-Fi/LAN/4G+RFID and Wi-Fi/LAN+RFID
- Fully compliant with The Electric Vehicles (Smart Charge Points) Regulations 2021, including Schedule 1
- Full Smart! functionality via the Monta app
- Dynamic charging - up to 7.4 or 22kW (32A)
- No earth rod required - integrated open PEN conductor protection
- Safe - integrated Type A RCD
- OCPP 1.6j connectivity - free lifetime over-the-air updates
- Type 2 socket with auto-lock
- Tethered version also available



View the full range at syncev.co.uk

SOCKETED RANGE FEATURES

CODES :	SINGLE PHASE : EVWC2S7G (7.4KW / WI-FI / LAN) EVWC2S7GG (7.4KW / WI-FI / LAN / 4G) EVWC2S7GGR (7.4KW / WI-FI / LAN / 4G / RFID) THREE PHASE : EVWC2S22GR (22KW / WI-FI / LAN / RFID) EVWC2S22GGR (22KW / WI-FI / LAN / 4G / RFID)
TYPE :	SOCKETED
SOCKET / PLUG :	TYPE 2 SOCKET WITH AUTO LOCK
KW :	SINGLE PHASE : 7.4KW 32A MODE 3 THREE PHASE : 22KW 32A MODE 3
MIN CHARGE CURRENT :	CONFIGURABLE, 6 - 32A
ELECTRICAL INPUT :	SINGLE PHASE : 220-240V, 50-60Hz THREE PHASE : 400-415V, 50-60Hz
COLOUR :	BASE & BODY RAL 9005 (BLACK) TRIM - RAL 7016 (ANTHRACITE GREY) OPTIONAL COLOURED TRIMS AVAILABLE AS ACCESSORIES
CABLE MANAGEMENT :	BUILT IN CABLE WRAP
PEN PROTECTION :	YES, IN-BUILT EARTH DISCONNECTION
EARTH ROD :	NOT REQUIRED
RCD PROTECTION :	YES, 6mA DC, 30mA AC TYPE-A, IN-BUILT
OVERLOAD AND FAULT PROTECTION :	OVER CURRENT AND FAULT PROTECTION
ELECTRICAL CLASS :	CLASS 1, HOUSING CLASS 2
LOAD BALANCING :	SINGLE PHASE : 7.4KW 32A MODE 3 VARIANTS SUPPLIED WITH LOAD MANAGEMENT KIT THREE PHASE : 22KW 32A MODE 3 VARIANTS REQUIRE 3x EVA120CT1 LOAD MANAGEMENT KITS
METER ACCURACY :	2% CLASS C EQUIVALENT INTERNAL METER WITH OPTION FOR CONNECTION TO EXTERNAL RS485 MODBUS METER
CONSUMER UNIT REQUIREMENTS :	40A MCB OR 30mA TYPE-A RCD (DEPENDENT ON CABLE TYPE &/OR ROUTE)
TERMINALS :	COMBI SCREW FIRST FIX PLUG CONNECTOR
INDICATOR :	RGB LED AND BUZZER
INDICATOR MODES :	BLUE - STANDBY, FLASHING BLUE - PREPARING, GREEN - CHARGING, YELLOW - NO NETWORK, RED - ERROR
HOUSING :	UV STABILISED POLYCARBONATE
WALL FIXING :	4 POINT WITH HORIZONTAL AND VERTICAL ADJUSTMENT, SUPPLIED FIXING HOLE TEMPLATE. FIXING HOLE CENTRES : 110 HORIZONTAL, 145 VERTICAL (MM)
IP / IK RATING :	IP55 / IK10

SOC MODULE :	AI ESP32-S SOC
WI-FI & ETHERNET :	2.4Ghz 802.11 B/G/N & RJ45
WI-FI SECURITY :	WPA/WPA2/WPA2-ENTERPRISE/WPS
BLUETOOTH :	4.2 BR/EDR and BLE
CONNECTION PROTOCOL :	OCPP 1.6j
4G DATA :	MODEL SPECIFIC 3 YEARS INCLUDED, WHEN USED WITH MONTA (ON THE INCLUDED PACKAGE). TOP-UP ONLINE TO CONTINUE SERVICE AFTER 3 YEARS
APP :	POWERED BY MONTA
OPERATING TEMP :	-25 TO +40°C
SOFTWARE & FIRMWARE UPDATE :	OVER-THE-AIR
WARRANTY :	3 YEARS
STANDARDS & APPROVALS :	IEC61851-1, IEC61439-7, IEC 62955, IC 61851-21-2, BS EN62196, EN301 511, EN 301 908-1/2/13, EN 301 489-3, EN 300 330, EMC COMPLIANT, CE, UKCA, THE ELECTRIC VEHICLES (SMART CHARGE POINTS) REGULATIONS 2021 INCLUDING SCHEDULE 1
SUPPLIED ACCESSORIES :	5x BASE FIXING WASHERS, 5x ASSEMBLY LID BOLTS, 1x BLANKING PLUG AND 1x 25MM COMPRESSION GLAND, USER-SIDE CONNECTOR, CORD GRIP AND 2x CORD GRIP ASSEMBLY SCREWS
DIMENSIONS (MM) :	305 (H) x 201 (W) x 115 (D)
ADDITIONAL :	ANTI TAMPER DETECTION - 2 LAYER PROTECTION, BLUETOOTH TO BLUETOOTH COMMISSIONING
ACCESSORIES :	SINGLE CHARGER STAND (EVASTAND12S) TWIN CHARGER STAND (EVASTAND12T) LOAD MANAGEMENT KIT (EVA120CT1) CHARGING CABLES COLOURED TRIMS (VARIOUS OPTIONS, SEE SYNCEV.CO.UK)

